

# Product data sheet

Specifications



## TeSys Deca Manual Starter and Protector, thermal magnetic circuit protector, rotary knob, 48 to 65 A, EverLink BTR

GV3P65

Product availability : Stock - Normally stocked in distribution facility

**Price\* : 504.00 USD**

### Main

Range	TeSys Deca
Product name	TeSys GV3 TeSys Deca
Product or Component Type	Motor circuit breaker
Device short name	GV3P
Device Application	Motor protection
Trip unit technology	Thermal-magnetic

### Complementary

Poles description	3P
Network type	AC
Utilisation category	AC-3 IEC 60947-4-1
Network frequency	50/60 Hz IEC 60947-4-1
Fixing mode	35 mm symmetrical DIN rail clipped Panel screwed with 3 x M4 screws)
Motor power kW	55 kW 690 V AC 50/60 Hz 45 kW 500 V AC 50/60 Hz 30 kW 400/415 V AC 50/60 Hz
Breaking capacity	100 kA Icu 230/240 V AC 50/60 Hz IEC 60947-2 50 kA Icu 440 V AC 50/60 Hz IEC 60947-2 6 kA Icu 690 V AC 50/60 Hz IEC 60947-2 50 kA Icu 400/415 V AC 50/60 Hz IEC 60947-2 12 kA Icu 500 V AC 50/60 Hz IEC 60947-2
[Ics] rated service short-circuit breaking capacity	100 % 230/240 V AC 50/60 Hz IEC 60947-2 100 % 440 V AC 50/60 Hz IEC 60947-2 100 % 400/415 V AC 50/60 Hz IEC 60947-2 50 % 500 V AC 50/60 Hz IEC 60947-2 50 % 690 V AC 50/60 Hz IEC 60947-2
Control Type	Rotary handle
Line Rated Current	65 A
Thermal protection adjustment range	48...65 A IEC 60947-4-1
Magnetic tripping current	910 A
[Ith] conventional free air thermal current	65 A IEC 60947-4-1

\* Price is "List Price" and may be subject to a trade discount – check with your local distributor or retailer for actual price.

<b>[Ue] rated operational voltage</b>	690 V AC 50/60 Hz IEC 60947-2
<b>[Ui] rated insulation voltage</b>	690 V AC 50/60 Hz IEC 60947-2
<b>[Uimp] rated impulse withstand voltage</b>	6 kV IEC 60947-2
<b>Phase failure sensitivity</b>	Yes IEC 60947-4-1
<b>Suitability for isolation</b>	Yes IEC 60947-1
<b>Power dissipation per pole</b>	8 W
<b>Mechanical durability</b>	50000 cycles
<b>Electrical durability</b>	50000 cycles AC-3 415 V In
<b>Rated duty</b>	Continuous IEC 60947-4-1
<b>Tightening torque</b>	44.25 lbf.in (5 N.m) screw clamp terminal
<b>Width</b>	2.17 in (55 mm)
<b>Height</b>	5.20 in (132 mm)
<b>Depth</b>	5.35 in (136 mm)
<b>Net Weight</b>	2.12 lb(US) (0.96 kg)
<b>Color</b>	Dark grey

## Environment

<b>Standards</b>	EN/IEC 60947-2 EN/IEC 60947-4-1 UL 60947-4-1 CSA C22.2 No 60947-4-1
<b>Product Certifications</b>	CCC EAC BV LROS (Lloyds register of shipping) DNV-GL ABS UL CSA UKCA ATEX
<b>IK degree of protection</b>	IK09 enclosure
<b>IP degree of protection</b>	IP20 IEC 60529
<b>Climatic withstand</b>	IACS E10
<b>Ambient Air Temperature for Storage</b>	-40...176 °F (-40...80 °C)
<b>Fire resistance</b>	1760 °F (960 °C) IEC 60695-2-11
<b>Ambient air temperature for operation</b>	-4...140 °F (-20...60 °C)
<b>Mechanical robustness</b>	Shocks 15 Gn for 11 ms contactor open Shocks 30 Gn for 11 ms contactor closed Vibrations 4 Gn, 5...300 Hz
<b>Operating altitude</b>	9842.52 ft (3000 m)

## Ordering and shipping details

<b>Category</b>	22366-MAN STR PROTECTORS-GV1/GV3
<b>Discount Schedule</b>	I11
<b>GTIN</b>	3389119405416
<b>Returnability</b>	Yes
<b>Country of origin</b>	FR

## Packing Units

Unit Type of Package 1	PCE
Number of Units in Package 1	1
Package 1 Height	6.30 in (16.000 cm)
Package 1 Width	2.56 in (6.500 cm)
Package 1 Length	5.75 in (14.600 cm)
Package 1 Weight	2.24 lb(US) (1.016 kg)
Unit Type of Package 2	P06
Number of Units in Package 2	120
Package 2 Height	29.53 in (75.000 cm)
Package 2 Width	23.62 in (60.000 cm)
Package 2 Length	31.50 in (80.000 cm)
Package 2 Weight	297.45 lb(US) (134.920 kg)

## Offer Sustainability

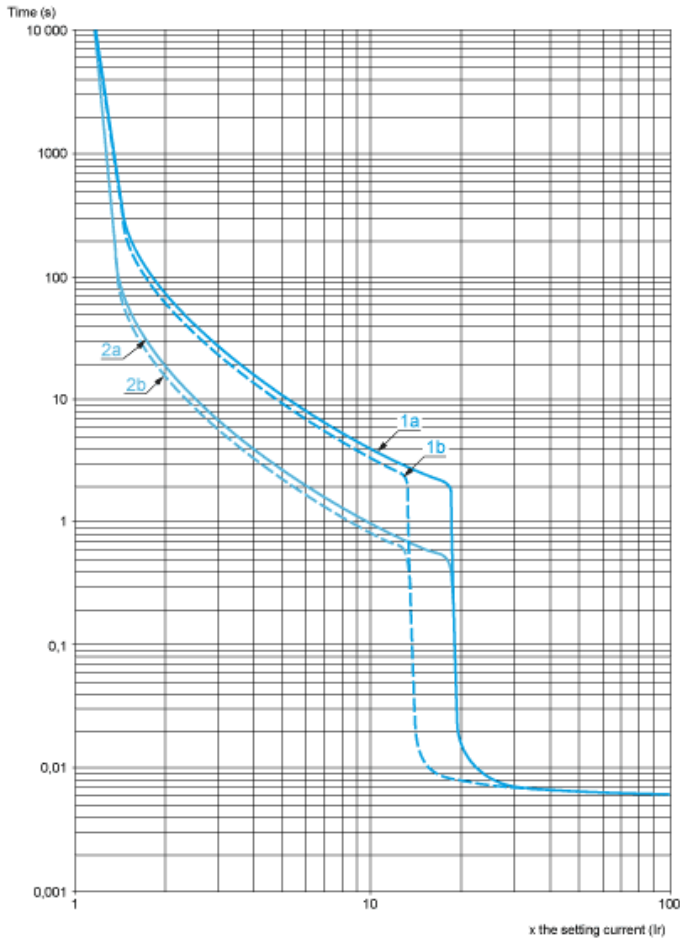
Sustainable offer status	Green Premium product
California proposition 65	WARNING: This product can expose you to chemicals including: Antimony oxide & Antimony trioxide, which is known to the State of California to cause cancer. For more information go to <a href="http://www.P65Warnings.ca.gov">www.P65Warnings.ca.gov</a>
REACH Regulation	<a href="#">REACH Declaration</a>
EU RoHS Directive	Compliant <a href="#">EU RoHS Declaration</a>
Mercury free	Yes
China RoHS Regulation	<a href="#">China RoHS declaration</a> Product out of China RoHS scope. Substance declaration for your information.
RoHS exemption information	<a href="#">Yes</a>
Environmental Disclosure	<a href="#">Product Environmental Profile</a>
Circularity Profile	<a href="#">End of Life Information</a>
WEEE	The product must be disposed on European Union markets following specific waste collection and never end up in rubbish bins.

## Contractual warranty

Warranty	18 months
----------	-----------

Thermal-Magnetic Tripping Curves

Average Operating Times at 20 °C Related to Multiples of the Setting Current

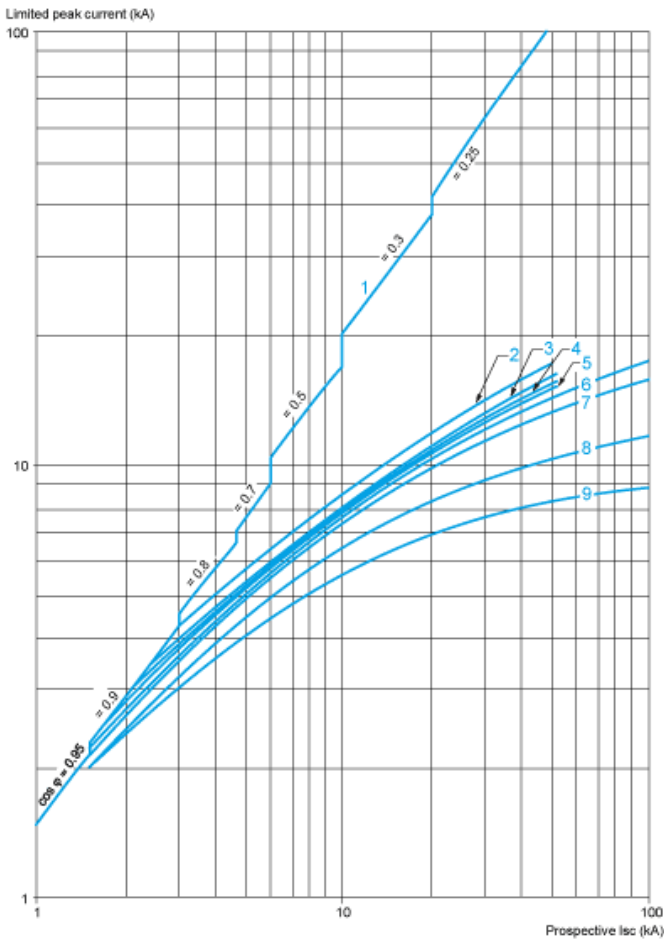


- 1a 3 poles from cold state (Ir minimum): GV3P
- 1b 3 poles from cold state (Ir maximum): GV3P
- 2a 3 poles from hot state (Ir minimum): GV3P
- 2b 3 poles from hot state (Ir maximum): GV3P

Current Limitation on Short-Circuit (3-Phase 400/415 V)

Dynamic Stress

$I_{peak} = f$  (prospective  $I_{sc}$ ) at  $1.05 U_e = 435 V$

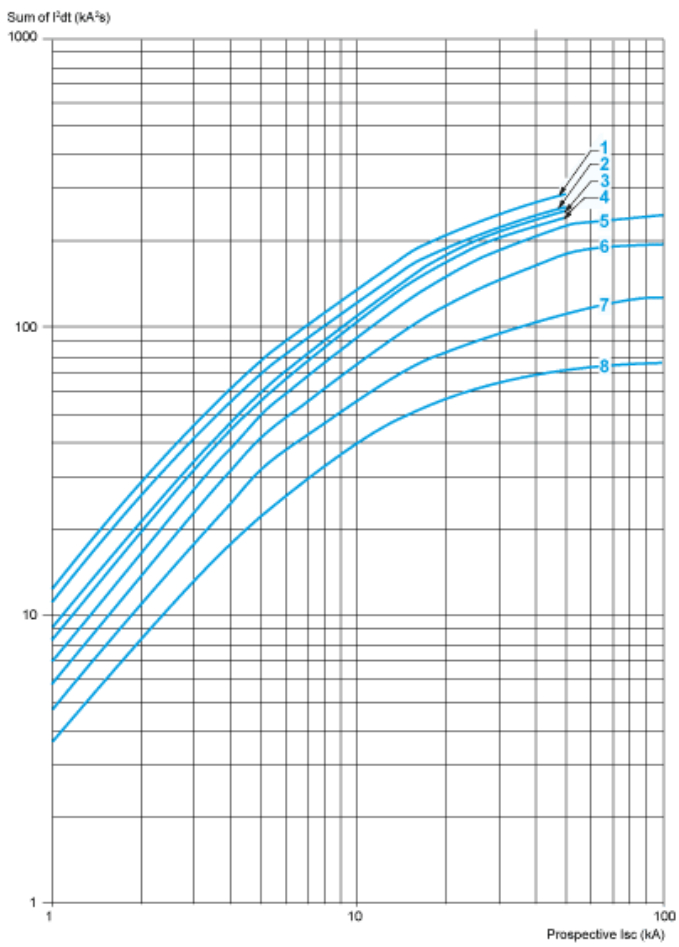


- 1 Maximum peak current
- 2 70-80 A (GV3P80), 62-73 A (GV3P73)
- 3 48-65 A (GV3P65)
- 4 37-50 A (GV3P50)
- 5 30-40 A (GV3P40)
- 6 23-32 A (GV3P32)
- 7 17-25 A (GV3P25)
- 8 12-18 A (GV3P18)
- 9 9-13 A (GV3P13)

**Maximum Thermal Limit on Short-Circuit**

**Thermal Limit in  $kA^2s$  in the Magnetic Operating Zone**

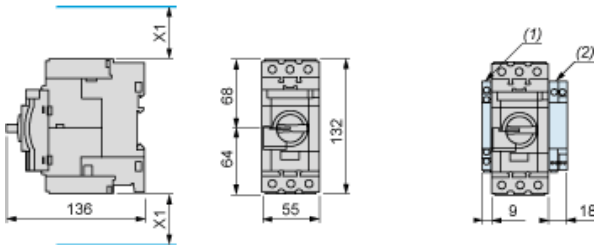
Sum of  $I^2dt = f$  (prospective Isc) at  $1.05 U_e = 435 V$



- 1 70-80 (GV3P80) - 62-73 (GV3P73)
- 2 48-65 A (GV3P65)
- 3 37-50 A (GV3P50)
- 4 30-40 A (GV3P40)
- 5 23-32 A (GV3P32)
- 6 17-25 A (GV3P25)
- 7 12-18 A (GV3P18)
- 8 9-13 A (GV3P13)

GVI3L, GV3P

Dimensions

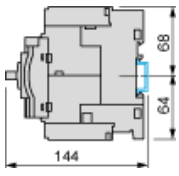


- (1) Blocks GVAN.., GVAD.. and GVAM11.  
(2) Blocks GV3AU.. and GV3AS..

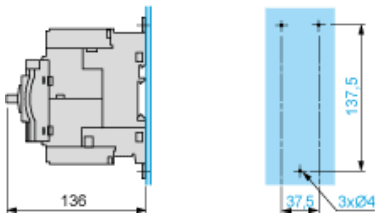
X1 = Electrical clearance (ISC max) 40 mm for  $U_e \leq 500$  V, 50 mm for  $U_e \leq 690$  V

**NOTE:** Leave a space of 9 mm between 2 circuit breakers: either an empty space or side-mounting add-on contact blocks. Side by side mounting is possible up to 40 °C.

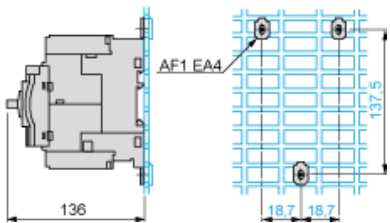
Mounting on Rail AM1 DE200 or AM1 ED201



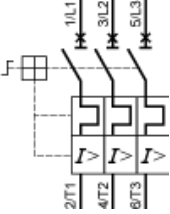
Panel Mounting, using M4 Screws



Mounting on Pre-Slotted Plate AM1 PA



GV3P\*\*



**Recommended replacement(s)**